



misty® ear care gel

Gel formula with natural aloe vera oils will not dry your skin.

Apply solution at least twice a day and always after bathing or shampooing.

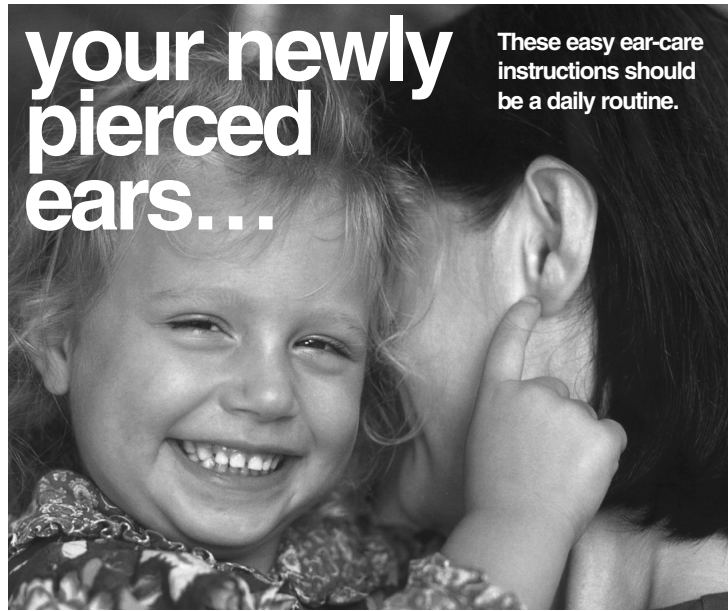
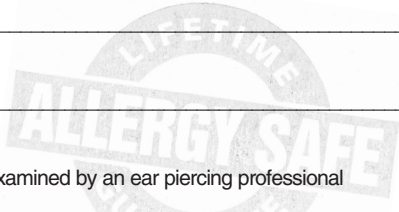
We have scheduled _____

To return _____

To have your newly pierced ears examined by an ear piercing professional

Appointment Date _____

RR Roman Research, Inc. ,800 Franklin Street, Hanson, MA 02341 USA
1.800.225.8652 www.romanresearch.com 10/06



your newly pierced ears...

These easy ear-care instructions should be a daily routine.



misty® ear care gel

Gel formula with natural aloe vera oils will not dry your skin.

Apply solution at least twice a day and always after bathing or shampooing.

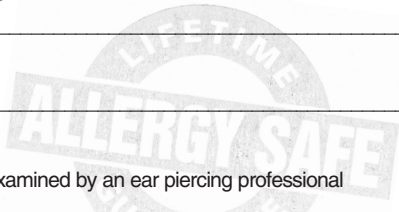
We have scheduled _____

To return _____

To have your newly pierced ears examined by an ear piercing professional

Appointment Date _____

RR Roman Research, Inc. ,800 Franklin Street, Hanson, MA 02341 USA
1.800.225.8652 www.romanresearch.com 10/06



your newly pierced ears...

These easy ear-care instructions should be a daily routine.



misty® ear care gel

Gel formula with natural aloe vera oils will not dry your skin.

Apply solution at least twice a day and always after bathing or shampooing.

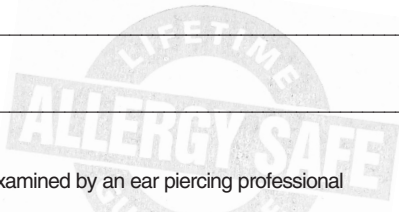
We have scheduled _____

To return _____

To have your newly pierced ears examined by an ear piercing professional

Appointment Date _____

RR Roman Research, Inc. ,800 Franklin Street, Hanson, MA 02341 USA
1.800.225.8652 www.romanresearch.com 10/06



your newly pierced ears...

These easy ear-care instructions should be a daily routine.

Keeping your newly pierced ears healthy and beautiful...

The average first stage of healing is from 4 to 6 weeks. During this time, it is important that you take proper care of your ear lobes. This is a simple procedure and, if followed faithfully, your lobes will heal quickly and comfortably.

The first stage of healing...

Follow these daily ear-care instructions:

- 1 Cleanse lobes carefully each time you bathe or shampoo. Be sure to remove all traces of soap.
- 2 Apply Misty Gel Ear Care Solution at least twice a day and ALWAYS after bathing or shampooing.
- 3 Touch ear lobes only when necessary and be certain hands are clean when you do.
- 4 Do **not** remove studs during this healing period. Should your ear lobes become uncomfortable, consult your ear piercing professional.



The second stage...

Choosing your first pair of earrings.



Approximately six weeks after your piercing, you'll be ready to have your ear piercing studs removed. Your pierced ears will continue to require special care even after your initial studs have been removed.

Since your ears might now be coming in contact with earrings other than surgical stainless steel studs, they could become irritated. For certain people, wearing anything less than pure 24 karat gold or surgical stainless steel causes a reaction. Warm, tingling lobes, with a tendency to swell, are a strong indication that you are sensitive to some metal alloys.

To prevent this unpleasant condition, always select earrings that are as safe and gentle as your piercing studs. It takes about six months for total healing and your lobes should be treated as gently as possible in the meantime. Safe hypo-allergenic earrings are ideal to accomplish this.

Keeping your newly pierced ears healthy and beautiful...

The average first stage of healing is from 4 to 6 weeks. During this time, it is important that you take proper care of your ear lobes. This is a simple procedure and, if followed faithfully, your lobes will heal quickly and comfortably.

The first stage of healing...

Follow these daily ear-care instructions:

- 1 Cleanse lobes carefully each time you bathe or shampoo. Be sure to remove all traces of soap.
- 2 Apply Misty Gel Ear Care Solution at least twice a day and ALWAYS after bathing or shampooing.
- 3 Touch ear lobes only when necessary and be certain hands are clean when you do.
- 4 Do **not** remove studs during this healing period. Should your ear lobes become uncomfortable, consult your ear piercing professional.



The second stage...

Choosing your first pair of earrings.



Approximately six weeks after your piercing, you'll be ready to have your ear piercing studs removed. Your pierced ears will continue to require special care even after your initial studs have been removed.

Since your ears might now be coming in contact with earrings other than surgical stainless steel studs, they could become irritated. For certain people, wearing anything less than pure 24 karat gold or surgical stainless steel causes a reaction. Warm, tingling lobes, with a tendency to swell, are a strong indication that you are sensitive to some metal alloys.

To prevent this unpleasant condition, always select earrings that are as safe and gentle as your piercing studs. It takes about six months for total healing and your lobes should be treated as gently as possible in the meantime. Safe hypo-allergenic earrings are ideal to accomplish this.

Keeping your newly pierced ears healthy and beautiful...

The average first stage of healing is from 4 to 6 weeks. During this time, it is important that you take proper care of your ear lobes. This is a simple procedure and, if followed faithfully, your lobes will heal quickly and comfortably.

The first stage of healing...

Follow these daily ear-care instructions:

- 1 Cleanse lobes carefully each time you bathe or shampoo. Be sure to remove all traces of soap.
- 2 Apply Misty Gel Ear Care Solution at least twice a day and ALWAYS after bathing or shampooing.
- 3 Touch ear lobes only when necessary and be certain hands are clean when you do.
- 4 Do **not** remove studs during this healing period. Should your ear lobes become uncomfortable, consult your ear piercing professional.



The second stage...

Choosing your first pair of earrings.



Approximately six weeks after your piercing, you'll be ready to have your ear piercing studs removed. Your pierced ears will continue to require special care even after your initial studs have been removed.

Since your ears might now be coming in contact with earrings other than surgical stainless steel studs, they could become irritated. For certain people, wearing anything less than pure 24 karat gold or surgical stainless steel causes a reaction. Warm, tingling lobes, with a tendency to swell, are a strong indication that you are sensitive to some metal alloys.

To prevent this unpleasant condition, always select earrings that are as safe and gentle as your piercing studs. It takes about six months for total healing and your lobes should be treated as gently as possible in the meantime. Safe hypo-allergenic earrings are ideal to accomplish this.